

Summertime

Level 1

George Gershwin 1935

Ukulele

3

5

9

13

17

Dm Dm7 Gm7 A7

Dm Dm7 Gm7 A7

Gm A7 A7b9 A7

Dm A7 Dm Gm7 C7

F Gm7 A7

Uk. Uk. Uk. Uk. Uk.

time and the liv-ing is ea sy fish are

jumping and the cot-ton is high yourDaddy's

rich and your Mommas good look - - so

hush lit - tke ba - by do - n't you

19

Dm Dm7 Gm7 A7

Uk. T A B

0 1 2 2 0 1 0 2 1 1 2 0 1 1 0 1

cry Sum - mer

21

Gm7 A7 Dm

Uk. T A B

1 1 2 0 0 3 1 1 2 2 0 0

Do - on't you cry.

Summertime

Level 2

George Gershwin 1935

Swing

Ukulele

Dm Dm/C Gm7 A7

Ukulele notation: 0 1 2 2 | 0 1 2 2 | 0 1 2 2 | 0 1 1 0

Uk.

Dm Dm/C Gm7 A7

Uk. notation: 0 1 2 2 | 0 1 2 2 | 0 1 2 2 | 0 1 1 0

Uk.

Dm A7 Dm Sum - mer

Uk. notation: 0 1 2 2 | 0 3 1 3 0 1 | 0 1 2 2 | 0 1 1 0

time and the liv - ing is ea - sy fishare

Uk.

Gm A7 A7b9

Uk. notation: 0 1 2 2 | 0 1 2 2 | 0 1 2 2 | 0 1 2 2

jumping and the cot - ton is high

Uk.

A7 Dm A7

Uk. notation: 0 1 2 2 | 0 1 2 2 | 0 1 2 2 | 0 1 2 2

your Dad-dy's rich and your Mom-mas good

15

Dm Gm7 C7 F Gm7

Uk. look - ing so hush lit - tle ba - by

18

A7 Dm Dm/C Gm7 A7

Uk. do-n't you cry

21

Dm Dm7 Gm7 A7

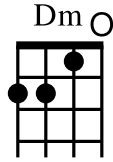
Uk. Dm Dm

23

retardando...

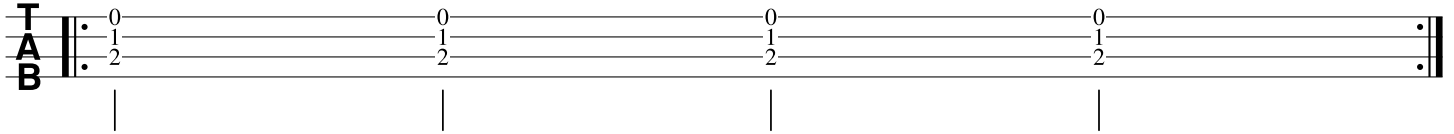
Uk.

Summertime (Dm rhythm exercises)



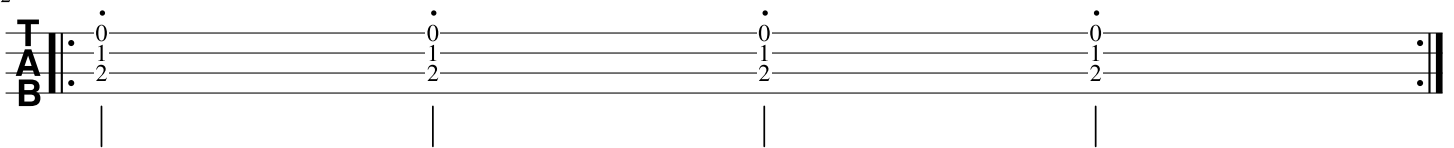
George Gershwin 1935
Arranged by Dani Joy

Exercise one - Pick and let notes ring



Guitar tablature for Exercise one. It consists of four measures. Each measure contains a single chord: 0-1-2 on the strings 1, 2, and 3 respectively. The notes are marked with a dot above the fret number, indicating they should be picked. Vertical bar lines separate the measures.

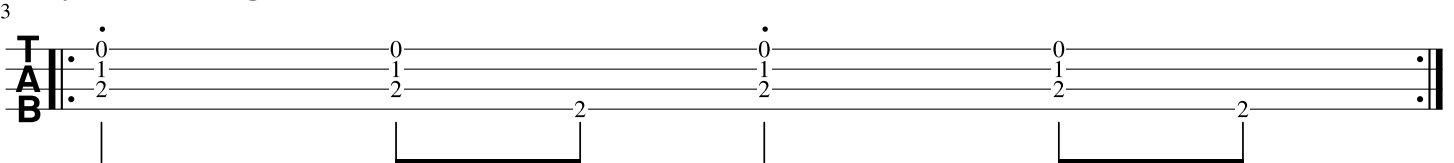
Exercise two - Pick and mute with left hand



Guitar tablature for Exercise two. It consists of four measures. Each measure contains a single chord: 0-1-2 on the strings 1, 2, and 3 respectively. The notes are marked with a dot above the fret number, indicating they should be picked. Vertical bar lines separate the measures.

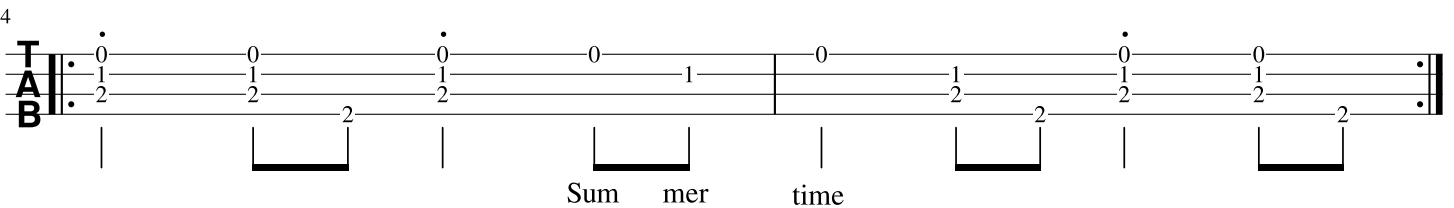
Exercise three - Pick, mute, and add thumb for counter beat

Play with a Swing



Guitar tablature for Exercise three. It consists of four measures. Each measure contains a single chord: 0-1-2 on the strings 1, 2, and 3 respectively. The notes are marked with a dot above the fret number, indicating they should be picked. Vertical bar lines separate the measures. In the second and fourth measures, there are thick black bars under the strings 2 and 3, indicating muting.

Exercise four - Practice rhythm w/ intro melody



Guitar tablature for Exercise four. It consists of four measures. Each measure contains a single chord: 0-1-2 on the strings 1, 2, and 3 respectively. The notes are marked with a dot above the fret number, indicating they should be picked. Vertical bar lines separate the measures. In the second and fourth measures, there are thick black bars under the strings 2 and 3, indicating muting. The words 'Sum mer' and 'time' are written below the strings in the second and third measures respectively.

Summertime

Riff

Riff (Play over measures 14-17)

F

Gm7

A7

Dm

Ukulele

3 0 1 1 1 3 0 1 2 3 0 1 3 0 1 1 2

Summertime

Baritone & Bass

George Gershwin 1935

Chords: Dm, Dm7, Gm7, A7, Dm, A7, Dm

Baritone

Bass Guitar

6 Chords: Gm, A7

Uk.

B. Guit.

10 Chords: Dm, A7, Dm, Gm7, C7

Uk.

B. Guit.

15 Chords: F, Gm7, A7, Dm

Uk.

B. Guit.